

*Welcome to the Briefing on*

# **SUBJECT-BASED BANDING (SBB)**

For Primary Schools

*~ Catering to Your Child's Abilities ~*

Briefing by Ms Thien (VP) to Parents of P4 Students

11 Feb 2022

# OUTLINE

**1. Subject-based Banding (Primary)**

**2. PSLE Scoring System**

**3. S1 Posting**

# What is Subject-based Banding (Primary)?

- **Subject-based banding (at P5 & P6) was introduced as a refinement to the streaming process to help each child realise his potential, based on his strengths and needs**
- **It provides greater flexibility for your child by offering him the option of a combination of **standard** and **foundation** subjects, depending on his strengths.**

# Why Introduce Subject-based Banding?

- To recognise that every child is unique, and has different abilities, aptitudes, capabilities and talents.
- To provide a balanced education that caters to the different abilities of each child so that we can prepare him for life.
- To allow your child to focus on and stretch his potential in the subjects that he is strong in while building up the fundamentals in the subjects that he needs more support in.

# How does Subject-based Banding Work?

**At end of P4**

**School recommends a subject combination based on P4 examination results. Parents select preferred combination.**



**At P5, student takes subject combination chosen by parents.**

# How does Subject-based Banding Work?

<b>If your child at the end of P4</b>	<b>Your child will be recommended to take</b>
Passes all <b>4 subjects</b> and performs very well in Mother Tongue Languages	4 standard subjects + Higher Mother Tongue Language
Passes <b>4 or 3 subjects</b>	4 standard subjects

# How does Subject-based Banding Work?

If your child at the end of P4	Your child will be recommended to take
Passes <b>2</b> subjects or less	• <b>4 standard subjects; or</b>
	• 3 standard subjects + • 1 other foundation subject; or
	• 2 standard subjects + • 2 other foundation subjects; or
	• <b>1 standard subject +</b> • <b>3 other foundation subjects; or</b>
	• 4 foundation subjects

# Eligibility for Higher Mother Tongue (HMT)

Mother Tongue	English, Mathematics, Science
Band 1 (85 marks & above)	At least Band 2 (Above 70 marks)

- School identifies students and advises parents on whether their child is eligible.
- Students are expected to take HMT for a complete year before they can request to drop the subject.



# Considerations for taking Higher Mother Tongue

	Higher Chinese Language	Higher Malay Language	Higher Tamil Language
<b>Learning Resources</b>	1 textbook HCL only for students taking HCL & CL	2 separate textbooks for HML & ML	2 separate textbooks for HTL & TL
<b>Lessons</b>	<ul style="list-style-type: none"><li>• 1 hour</li><li>• Once a week</li><li>• Outside curriculum hours</li></ul>		
<b>Examination</b>	<p>2 examinations</p> <ul style="list-style-type: none"><li>• 1 for CL / ML / TL</li><li>• 1 for HCL / HML / HTL (for P5 and P6)</li></ul>		

# Subject-based Banding At End of P5

## End of P5

Student takes a subject combination **determined by the school**

Students who do very well

Upgrade or continue with the same subject combination

Students who do not meet expectations

Switch some subjects to foundation level

All other students

Continue with the same subject combination


Primary School Leaving Examination (PSLE) At End of P6

## Parents are advised to make informed decisions based on:

- Child's past academic performance.
- Child's overall aptitude and interest for the various subjects.
- How the subjects offered would prepare the child for secondary school education.

# PSLE SCORING & S1 POSTING FROM 2021

IT'S PART OF  
A BIGGER STORY



# THE PSLE REMAINS AS A USEFUL CHECKPOINT


- The PSLE is a useful checkpoint at the end of primary school to help students, parents and teachers determine where each child's **academic strengths** lie.
- It guides students to a suitable **academic programme and subject levels in secondary school** – one that best suits their learning needs. In this way, students can learn and progress at a comfortable pace.
- The PSLE result also serves as a fair and transparent mechanism to determine **secondary school posting**.

*The PSLE is not the destination.  
It is part of our children's education journey.*



# THE PSLE CHANGES ARE PART OF A BIGGER STORY

Over the years, we have been fine-tuning the education system to help our students discover and develop their strengths and interests, while moving away from an over-emphasis on academic results. Our PSLE Scoring changes aim to reduce an **over-emphasis on academic results** by:



Reducing fine differentiation of students' examination results at a young age



Recognising a student's level of achievement, regardless of how his/her peers have done



Offering students and parents a wider range of secondary schools to explore

## FROM T-SCORE TO WIDER SCORING BANDS

### (a) Reduces fine differentiation of students

- Students with similar scores in each subject will be grouped into wider bands measured in 8 ALs.

### (b) Reflects a student's individual level of achievement

- Unlike the current T-score, the students' AL for each subject will reflect their level of achievement, rather than how they have performed relative to their peers.

AL	RAW MARK RANGE
1	≥ 90
2	85 – 89
3	80 – 84
4	75 – 79
5	65 – 74
6	45 – 64
7	20 – 44
8	< 20

## 4 SUBJECT ALs WILL BE ADDED TO FORM THE PSLE SCORE

- The PSLE Score replaces the T-score aggregate.
- The PSLE Score ranges from 4 to 32, with 4 being the best.
- Students will be placed in secondary school courses based on their PSLE score – Express, Normal (Academic) or Normal (Technical).



ENGLISH	AL3
MOTHER TONGUE	AL2
MATHEMATICS	AL1
SCIENCE	AL2

**PSLE SCORE: 8**

PLACEMENT OUTCOME	PSLE SCORE
EXPRESS	4 – 20
EXPRESS / N(A) OPTION	21 – 22
N(A)	23 – 24
N(A) / N(T) option	25
N(T)	26-30, with AL7 or better in both EL <u>and</u> MA



## IN SUMMARY...

### WHAT REMAINS

- Same 4 subjects are tested, and scores are awarded to guide students' choices for the next stage of their education journey
- Curriculum is continually updated. This is not related to the PSLE scoring and S1 posting changes.

### WHAT CHANGES

- The T-score Aggregate will be replaced by the PSLE Score, to reduce the fine differentiation of our students at a young age based on exam scores.
- Students will be assessed based on their own achievement, instead of comparing them to their peers.

# PRESENTATION OF RESULTS IN ACHIEVEMENT LEVELS



# PRESENTATION OF RESULTS IN ALs

- Starting from the 2020 P5 cohort, schools will present school-based examination results of P5 and P6 students in ALs.
- This will help familiarise students and parents with the new AL scoring system

SUBJECT	TERM 3: WA		END OF YEAR EXAM		OVERALL	
	Mark	AL	Mark	AL	Mark	AL
ENGLISH	83	3	81	3	82	3
MATHEMATICS	65	5	67	5	67	5
SCIENCE	70	5	75	4	74	5
CHINESE	75	4	77	4	77	4
	<b>Grade</b>		<b>Grade</b>		<b>Grade</b>	
SOCIAL STUDIES	-	-	-	-	-	A
ART	-	-	-	-	-	A
MUSIC	-	-	-	-	-	B
PHYSICAL EDUCATION	-	-	-	-	-	B

Update from "Grade" to "AL"

AL	RAW MARK RANGE
1	≥ 90
2	85 – 89
3	80 – 84
4	75 – 79
5	65 – 74
6	45 – 64
7	20 – 44
8	< 20

## OVERALL

Total Achievement Level (AL) Score : 17  
 Attendance : 95/95  
 Class for Next Year : P6-CH  
 Subject Combination for Next Year : 4S

New Field to compute "Total AL Score"

# SCORING FOR FOUNDATION LEVEL SUBJECTS



# FOUNDATION LEVEL SUBJECT GRADES TO BE LESS FINELY DIFFERENTIATED

- Under the new AL system, to reduce fine differentiation among students, Foundation subject grades will be graded in 3 scoring bands from AL A to C.
- Like Standard subject ALs, the Foundation subject ALs will reflect a student's level of achievement, rather than how they have performed relative to their peers.

Current System	
Grade	Raw Mark Range
1	85 – 100
2	70 – 84
3	50 – 69
4	30 – 49
U	< 30

Foundation Level AL Reflected on Result Slip	Foundation Raw Mark Range
A	75 – 100
B	30 – 74
C	< 30

# FOUNDATION LEVEL SUBJECT GRADES

- For the purpose of **S1 posting**, Foundation level AL A to AL C will be mapped to **AL 6 to AL 8 of Standard level** subjects respectively, to derive a student's overall PSLE Score.
- Similar to the current PSLE scoring system, this mapping is based on the learning and assessment load of the subjects, and informs students of their readiness to access the curriculum at the secondary level.

Foundation Level AL Reflected on Result Slip	Foundation Raw Mark Range	Equivalent Standard Subject AL	Standard Raw Mark Range
A	75 – 100	6	45-64
B	30 – 74	7	20-44
C	< 30	8	<20

reflect that the curriculum of a Foundation level subject is a subset of the Standard level subject and the learning and assessment load at the Foundation level is also less demanding when compared against the Standard level

# SCORING FOR MTL-EXEMPT AND STUDENTS STUDYING AN ASIAN LANGUAGE/ FOREIGN LANGUAGE (AsL/FL) IN LIEU OF AN MTL



# SCORING FOR MTL-EXEMPT AND AsL/FL\* STUDENTS

- For students who are exempted from MTL or take an AsL/FL in lieu of an official MTL, their **PSLE result slip** will only reflect the **three subjects** they have taken.
- However, for the purposes of **Secondary 1 posting**, these students will need an **assigned MTL score** so that they have a PSLE score comprising four subjects
  - To determine the assigned MTL score, reference is made to MTL scores of other students who have achieved similar scores in English, Mathematics, and Science.
  - This is the same approach taken in today's T-score system.



# SCORING FOR MTL-EXEMPT AND AsL/FL STUDENTS

- In reviewing the score assignment for these students under the new PSLE scoring system, we needed to strike a balance between:
  - Acknowledging that students have valid reasons for seeking MTL exemption or taking an AsL/FL, and
  - Maintaining parity of treatment with students who take Foundation MTL (who will score between AL 6 to 8).
- Hence, students will receive an assigned MTL score between **AL 6 to 8** in PSLE.

# SCORING OF FOUNDATION SUBJECTS AND FOR MTL-EXEMPT & AsL/FL STUDENTS FOR S1 POSTING


- A student's PSLE Score is the sum of the four AL scores across his/her Standard and Foundation subjects.
- Students taking Foundation or AsL/FL subjects or are MTL-Exempt are eligible for the Express Course, as long as they meet the course placement criteria.
- With Full Subject-based Banding in secondary schools, students may also take subjects at a higher level for those that they are strong in.

ENGLISH	AL3
FOUNDATION MOTHER TONGUE	ALB AL7
FOUNDATION MATHEMATICS	ALB AL7
SCIENCE	AL5
<b>PSLE SCORE: 22</b>	

PLACEMENT OUTCOME	PSLE SCORE
EXPRESS	4 – 20
EXPRESS / N(A) option	21 – 22
N(A)	23 – 24
N(A) / N(T) option	25
N(T)	<b>26 – 30</b> , with AL7 (20-34) / ALB (30-74) or better in <b>both EL and MA</b>

Offering subjects at Foundation level is not a disadvantage to the students. It enables them to focus on building up strong fundamentals in these subjects and better prepare them for progression to sec school.

# HOW S1 POSTING WORKS



# CHOICE ORDER OF SCHOOLS WILL MATTER MORE

- Academic merit, i.e. the PSLE Score, remains the first criterion for secondary school posting.
- If two students with the same PSLE Score vie for a place in a school, the following tie-breakers will be used:

1. CITIZENSHIP

2. CHOICE ORDER OF SCHOOLS **(NEW)**

3. COMPUTERISED BALLOTING




# USE OF HCL FOR ADMISSION INTO **SAP** SCHOOLS



## STUDENTS' HCL GRADES GIVE POSTING ADVANTAGE FOR SAP SCHOOLS

Currently, for admission to SAP schools, students are awarded bonus T-score points based on their HCL grade:

- 3 points for Distinction
- 2 points for Merit
- 1 point for Pass









# THIS HCL POSTING ADVANTAGE FOR ENTRY TO SAP SCHOOLS WILL CONTINUE

- **Students will be ranked taking into account their performance in HCL.**
  - Their HCL performance will be indicated in their PSLE Score.
- **This posting advantage applies before the \*tie-breakers for S1 posting.**

\*Tie breaker:

1. CITIZENSHIP
2. CHOICE ORDER OF SCHOOLS
3. COMPUTERISED BALLOTING

			<u>PSLE</u> <u>Score</u>
1st		<b>7</b> <b>NO HCL</b>	7
2nd		<b>8</b> <b>DISTINCTION</b>	8D
3rd		<b>8</b> <b>MERIT</b>	8M
4th		<b>8</b> <b>PASS</b>	8P
5th		<b>8</b> <b>NO HCL</b>	8
6th		<b>9</b> <b>DISTINCTION</b>	9D

# CONSIDERATIONS FOR CHOOSING A SECONDARY SCHOOL

## Consider your child's strengths, interests and abilities

- **Discuss the options with your child, with the following considerations:**
  - **School culture:** What is the school's culture and ethos?
  - **Programmes, subjects and CCAs offered:** Can the school support and develop your child's interests, strengths and abilities?
  - **Location and transport options:** Is it too far from home? How will your child get to school?
- **Shortlist schools that offer programmes that cater to the child's strengths and interests, and that provide suitable learning environments**
  - Refer to SchoolFinder and the MySkillsFuture Portal for information on the schools' location, school type, CCAs, programmes and subjects they offer to shortlist schools that meet your child learning needs. Refer to the secondary schools' websites and visit their open houses.



# INDICATIVE PSLE SCORE RANGES FOR ALL SECONDARY SCHOOLS

- MOE has generated the indicative PSLE Score ranges for individual secondary schools from students' PSLE results and school choice patterns at the 2020 S1 Posting Exercise.
- As T-score was still being used in last year's S1 Posting Exercise, the PSLE Score ranges for individual secondary schools are **indicative** as they were simulated using the 2020 PSLE cohort results and students' school choices in that same year.
- Similar to the T-score system, the school's PSLE Score range for a particular year is not pre-determined, and may vary from year to year, depending on the cohort's PSLE results and their school choices in the previous year's S1 Posting Exercise.
- The **indicative** PSLE Score range of a school serves as a guide for students and parents to shortlist school choices that would best fit a student's educational needs. This should be considered alongside other factors, such as the school's programmes, culture, ethos, Co-Curricular Activities, and proximity to home.
- The indicative PSLE Score ranges for individual secondary schools will be made available on <https://moe.gov.sg/schoolfinder> and <https://go.gov.sg/exploreschools>.



## SchoolFinder Tool



<https://www.moe.gov.sg/schoolfinder>

## MySkillsFuture Portal



<https://go.gov.sg/exploreschools>

# SAMPLE PRESENTATION ON MOE'S SCHOOLFINDER

## Secondary School



School code:

### Indicative PSLE Score range of 2020

	Affiliated	Non Affiliated
Express	-	14-19
Normal Academic	-	21-25
Normal Technical	-	25-28

### Subjects offered

Students will have to attend Tamil Language lessons after school at the nearest Tamil Language Centre.

- Basic Chinese Language
- Computer Applications
- Design & Technology
- Elements of Business Skills
- English Language
- Mathematics
- Basic Malay Language
- Science
- Social Studies
- Art
- Chinese Language
- Geography
- History
- Literature in English
- Malay Language
- Nutrition and Food Science
- Principles of Accounts
- Science (Chem, Bio)
- Science (Phy, Chem)
- Humanities (Ss, Geography)
- Humanities (Ss, History)
- Additional Mathematics
- Biology
- Chemistry
- Food & Consumer Education
- Higher Chinese Language
- Physics
- Music
- Physical Education

### Elective and Programmes

Applied Learning Programme (ALP)  
Interdisciplinary

- Project S.H.I.N.E -- An Integrated Student-Centred and Holistic Programme that Develops Innovation and Nurtures Empathy

Learning for Life Programme (LLP)  
Sports & Outdoor Education

- SHAPE@BDS: A School of Healthy And Physically Educated Enthusiasts

### DSA talent areas offered

Learn more about DSA-Sec.

- Innovation (Girls and Boys)
- Badminton (Girls and Boys)
- Floorball (Girls and Boys)
- Football (Boys)
- Netball (Girls)
- Outdoor Adventure (Girls and Boys)

### Co-Curricular Activities (CCAs)

- Badminton (Girls and Boys)
- Netball (Girls)
- Football (Boys)
- Floorball (Girls and Boys)
- Girl Guides (Girls)
- National Police Cadet Corps (NPCC) (Girls and Boys)
- Scouts (Boys)
- National Cadet Corps (NCC) (Land) (Boys)
- National Civil Defence Cadet Corps (NCDCC) (Girls and Boys)
- Chinese Orchestra (Girls and Boys)
- Choir (Girls and Boys)
- Chinese Dance (Girls and Boys)
- Malay Dance (Girls and Boys)
- Concert Band (Girls and Boys)
- Audio Visual Aid (Girls and Boys)
- Environmental Science (Girls and Boys)
- Infocomm Technology (Media Production) (Girls and Boys)

### Special needs facilities and resources

- Visual impairment
- Physical disability
- Allied educators

### About

School mode: Single session  
School nature: Co-Ed School

### Contact

Phone: +65 6441 4479  
Email: [bsss@moe.edu.sg](mailto:bsss@moe.edu.sg)  
Website: <http://www.bedoksouthsec.moe.edu.sg>

# INDICATIVE PSLE SCORE RANGES FOR INDIVIDUAL SECONDARY SCHOOLS

Similar to the T-score system, the indicative PSLE Score range refers to the PSLE Score of the first and last student admitted into a particular school in the previous year via S1 Posting. This shows the range of student profiles who enter each school.

## Example

XX Secondary School  
Indicative PSLE Score range of 2020

Express	15 – 20
Normal (Academic)	21 – 24
Normal (Technical)	25 – 28

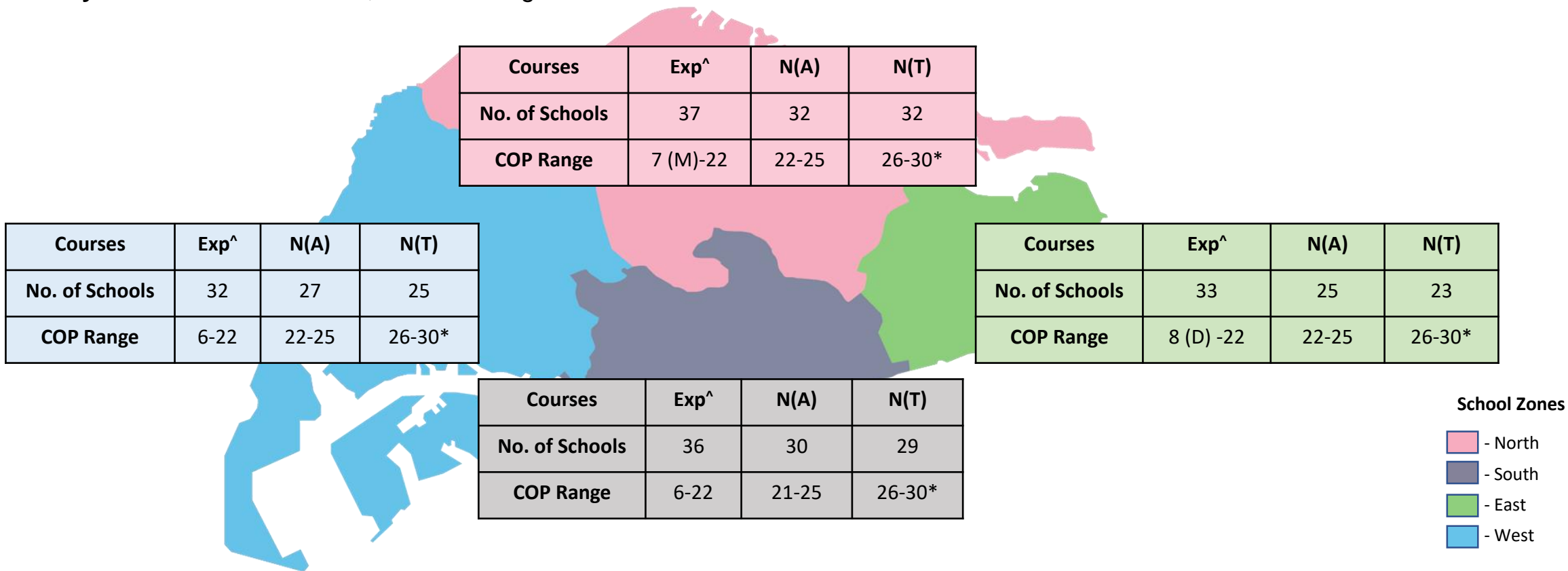
Students who scored better than the school's COP in this particular posting exercise would have been admitted to the school

Indicative PSLE Score of the first student posted into the school in the respective courses

Indicative PSLE Score of the last student posted into the school in the respective courses [i.e. the school's Cut-Off Point (COP)]

# GOOD SPREAD OF SCHOOLS WITH A RANGE OF CUT-OFF POINTS (COPs)

- The COP refers to the PSLE Score of the **last student** admitted to a particular school in the 2020 S1 Posting Exercise.
- The COP range indicates the **lowest** and **highest** COP of the respective courses based on the schools in each school zone.
- As COPs **vary from school to school**, the COP ranges would differ across zones.#



# This does not take into account affiliated COPs.

<sup>^</sup>Schools offering both IP and O-Level track are counted as 1 school while the COP range includes COP of IP-track.

\*This indicates that the last student posted to the school had a PSLE Score better than 30. The school's COP is 30 because the school still had N(T) vacancies after the S1 Posting Exercise. Hence, students with PSLE Score of 30 and had met the eligibility criteria for progression to S1 would have been able to obtain a place in the school if they had chosen the school during the S1 Posting Exercise.

# Direct School Admission:

Direct School Admission for secondary schools (DSA-Sec) allows students to gain direct entry to certain secondary schools based on their talent in sports, arts, CCAs or other specific academic areas.

- Sports and games
- Visual, literary and performing arts
- Debate and public speaking
- Science, mathematics and engineering
- Languages and humanities
- Uniformed groups
- Leadership (for example, prefects)

# Past-year Pre-requisites and Requirements for DSA

- Applicants must be able to demonstrate their talent, potential, passion and character through their school track **record** and online DSA applications. For example, your child might have
  - done well in subjects such as mathematics or creative writing,
  - represented the school in a CCA at national or inter-school competitions,
  - held a role in a play or performance, or
  - held a key leadership role in class or a CCA.
- Example of DSA requirements:
  - **Portfolio**: usually for Art, to demonstrate good artistic talent, passion and background
  - **Auditions**: instrumental playing, singing, speech and drama
  - Selection **interviews**: panellists will be looking out for attitude and critical thinking skills

# THANK YOU!

