

Ministry of Education  
SINGAPORE

# Home-Based Learning

Don't worry, be steady!

For parents of Primary, Secondary and JC/CI students



# Debunking Myths on Home-Based Learning (HBL)

MYTH

01

**My child must spend the whole day on the computer.**

FACT

HBL can consist of one or more of the following:

- **E-learning** (e.g. online assignments through the Student Learning Space (SLS) or other online learning platforms)
- **Emails** (e.g. notes or worksheets through emails)
- **Hardcopy Assignments** (e.g. worksheets or textbooks)

Every school has a different plan, based on the needs of their students. So don't compare, ok?



**MYTH**

**02**

**I only have one internet device. It is impossible for all my children to do HBL using the same device.**

**FACT**

Each child's HBL will occupy him/her for 4 (Pri), 5 (Sec) and 6 (JC/CI) hours each day. Not all of the time will require the use of an internet device. Schools will also provide students with sufficient time to complete any online work. Teach them to take turns!

**MYTH**

**03**

**My child's learning will be affected if I do not have an internet device or access to the internet.**

**FACT**

If your child's HBL plan requires the use of a computer/device, schools can loan devices to students who need them. Schools can also assist if your child does not have internet access at home.

MYTH

04

## I have to take over the role of teaching my children at home.

FACT

You do not need to take over the role of your child's teachers. Support your child to learn independently at home.

Encourage them to ask their classmates and teachers if they do not understand their assignments. For younger children, you may need to supervise them to some extent e.g. provide reminders and ensure that they are on task, but allow them to attempt the assignments on their own. We also encourage parents to read recreationally with, and to your child.

The key is to continue the momentum of learning!



MYTH

05

## Schools will be closed during HBL days.

FACT

Most teachers will work from home and there will be teachers who can assist your child online.

There will be teachers in school in case a few students need computer access or other support.

If you know of a parent who needs assistance, let them know they can approach their child's school.



Have more questions?

[Click here.](#)





# Here are some quick tips to support your child in **Primary** School:

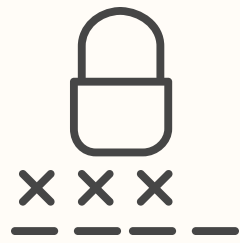
TIP

## Get ready together

01


Set up an area conducive for learning, such as at the dining table or study desk. This should not be where your child sleeps!

Check that your child has the necessary resources, such as:




### **Passwords and Login IDs**

Access the online portals that the school will be using (e.g. SLS) with your child, and get them to note down their login details.



### **The HBL timetable and relevant materials**

Ensure that your child knows the schedule and brings the materials home the day before.



### **Point of contact for HBL queries**

Teachers will inform your child about their preferred mode of communication - they are not required to share their mobile numbers.

Arrange the materials by subjects in the study area for easy access.

TIP

## Establish a structure together

02


Unlike in school, an adult may not always be present to supervise your child. It is important to work out a routine with them on:




**Study, meal, rest timings**



**"School" time**  
(e.g. change out of pyjamas before starting HBL)




**"Recess" time**  
(e.g. healthy, balanced diets)



**Recreation time**  
(e.g. 15 mins after completing each subject)



**Recreational activities at home**  
(e.g. reading story books, craft work, exercise)



**Recreational activities online**  
(e.g. decide how much time he/she should spend online, establish boundaries such as not chatting with strangers)



TIP

## Have regular check-ins

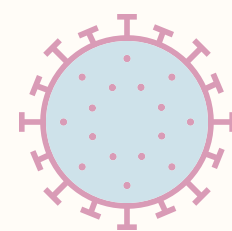
03

At the end of the day, have a conversation with your child about his/her experience. You can talk about:



### The HBL experience

- How was his/her day?
- What did he/she learn?
- Was it difficult/manageable?
- Would he/she need to tweak the learning area/routine?
- What other support would he/she require?



### The COVID-19 situation

- How does he/she feel about the current situation with COVID-19?
- How is he/she feeling about being away from his/her friends?
- Does he/she have any questions about COVID-19? It is ok if you don't have the answers - look for the answers and learn together!
- Affirm him/her for adapting and showing the spirit of resilience.



TIP

## Plan ahead

04

Working parents should take this time to think about alternative childcare arrangements should the situation change and the number of days for HBL is increased.



**Continue on for differentiated tips if your child is in Secondary School, JC/CI!**

**Want more Parent Kits? Click [here](#) to tell us what you'd like to know – about HBL and beyond!**





# Here are some quick tips to support your child in **Secondary School, JC/CI:**

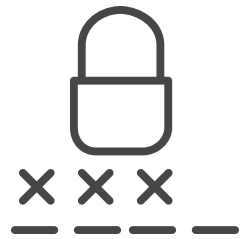
TIP

## Guide your child to get ready

01


Set up an area conducive for learning, such as at the dining table or study desk. This should not be where your child sleeps!

Make sure your child is familiar with and has the following:




### **Passwords and Login IDs**

Access to the online portals that the school will be using (e.g. SLS), and he/she has taken note of the login details.



### **The HBL timetable and relevant materials**

Check that your child knows the schedule and has the materials he/she needs to complete his/her work.



### **Point of contact for HBL queries**

Teachers will inform your child about their preferred mode of communication - they are not required to share their mobile numbers.


**Continued next page...**

TIP

# Guide your child to get ready

01


Make sure your child has access to the following tools:



**Digital tools available on different platforms** (e.g. annotation function on SLS, whiteboard function on Zoom)



**Digital shortcuts** (e.g. use bookmark or folders for electronic learning materials for easy access)



**Note-taking techniques** (e.g. make notes, list questions that arise during HBL and organise them by subjects for clarification back in school or over e-consultation with teachers)

TIP

## Agree on a structure

02

Unlike in school, an adult may not always be present to supervise your child. It is important to establish a routine with them on:



**Study, meal, rest timings**



**"School" time**  
(e.g. change out of pyjamas before starting HBL)




**"Recess" time**  
(e.g. healthy, balanced diets)



**Recreation time**  
(e.g. 15 mins after completing each subject)



**Recreational activities at home**  
(e.g. reading story books, craft work, exercise)



**Recreational activities online**  
(e.g. decide how much time he/she should spend online, behave responsibly online)

TIP

## Have regular check-ins

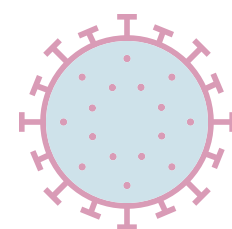
03

At the end of the day, have a conversation with your child about his/her experience. You can talk about:



### The HBL experience

- How was his/her day?
- What did he/she learn?
- Was it difficult/manageable?
- Would he/she need to tweak the learning area/routine?
- What other support would he/she require?
- Any queries that he/she may wish to speak to the teachers on but not sure how to go about doing it?



### The COVID-19 situation

- How does he/she feel about the current situation with COVID-19?
- How is he/she feeling about being away from his/her friends?
- Does he/she have any questions about COVID-19? It is ok if you don't have the answers - look for the answers and learn together!
- Affirm him/her for adapting and showing the spirit of resilience.

TIP

## Remind your child to stay at home

04

For working parents, do remind your child to stay at home, so that he/she can remain safe, minimise any exposure to the coronavirus and practise social responsibility. Specifically:

- Remain at home as much as possible
- Minimise visitors to the house
- Minimise time spent in public places and contact with others
- Monitor his/her health and temperature
- Follow his/her HBL plan closely to continue with learning




Ministry of Education  
SINGAPORE

# Home-Based Learning

## Don't worry, be steady!

We are starting with one day of HBL a week, to allow our students and parents to be better prepared for more days of HBL, should the situation call for it.

We hope that the tips would come in useful in supporting you to guide your child.



**Want more Parent Kits? Click [here](#) to tell us what you'd like to know – about HBL and beyond!**